

Tecom Challenger V8 User Deletion Procedure (v1.1)

Do you know which user/s need to be deleted? Does your PIN allow you to delete users in the security system? Is your keypad (RAS) shown below?

If you answered "No" to any of the above, do not proceed any further and contact E&C Security on 1300 133 899

Go to a keypad (RAS) and press "Menu" then enter your "PIN" followed by "Enter". The bottom line of the display should now say "0-Exit, Menu:"

If the bottom line of the display does not say "0-Exit, Menu:" then press "Clear" and repeat the above. If this still does not work, do not proceed any further and contact E&C Security as above


Enter "14" for Program Users followed by "Enter"

Press "1" to delete a user then press "Enter"


Enter the "User Number" then "Enter"

Press "Enter" then "Enter" followed by "0" then "Enter" to return to the home screen. Advise E&C Security of all user changes via email at info@eandcsecurity.com.au so our database can be updated.


TS0801 – 8 Area RAS



TS0804 – 16 Area RAS



CA1111 – 16 Area RAS



PH 1300 133 899 (02 9550 5055)
FAX 1300 136 144 (02 9550 5868)

WEB www.eandcsecurity.com.au
EMAIL info@eandcsecurity.com.au

MAIL PO Box 3056, Marrickville Metro NSW 2204
OFFICE Unit 13, 10-14 Lilian Fowler Place, Marrickville

ABN: 85 000 468 726 **NSW Master Lic No:** 400 620 874 **ACT Master Lic No:** 17 502 011 **VIC Master Lic No:** 722 900 605 **QLD Lic No:** 324 8474

